



# Mediation Statistics obtained by the Judiciary

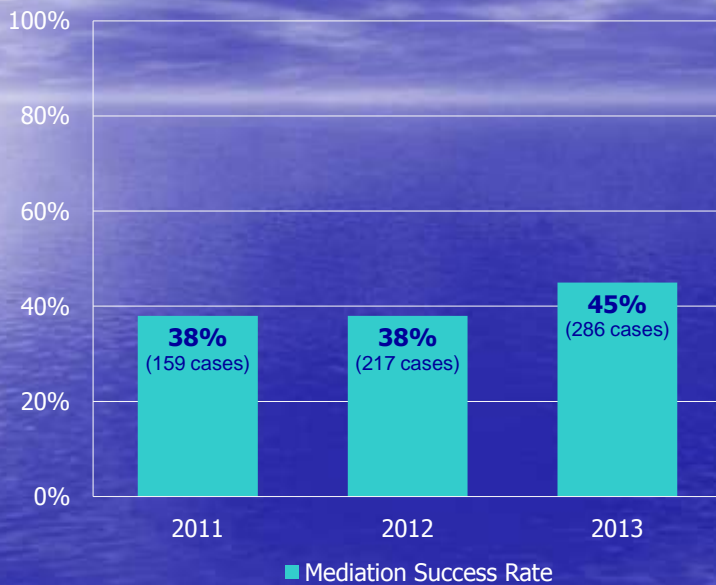
The Hon Mr. Justice Lam  
Vice-President

The Court of Appeal of the High Court  
21.03.2014

1



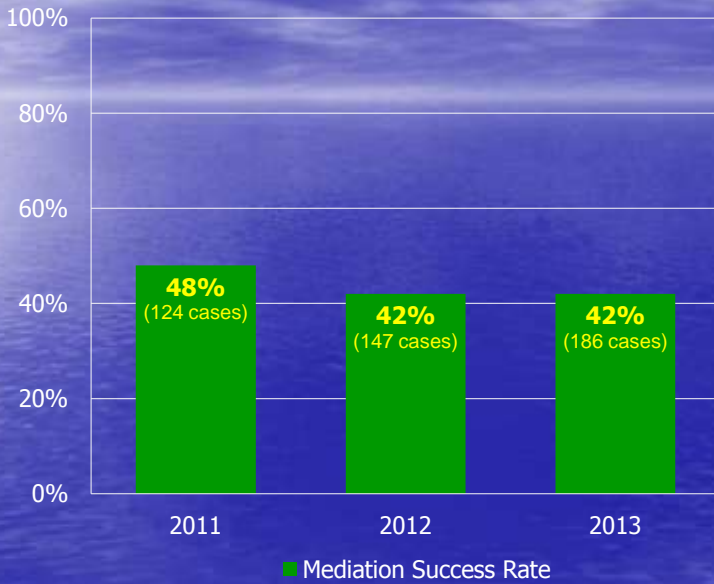
## Court of First Instance Mediation Success Rate



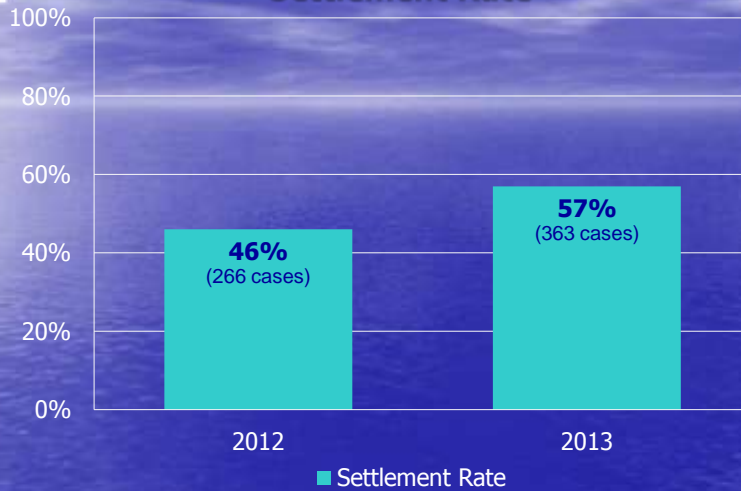
2



### District Court Mediation Success Rate



### Court of First Instance Settlement Rate<sup>#</sup>



<sup>#</sup> It is measured by adding the number of cases with settlement (full or partial) by mediation and those not settling through mediation but disposed of within 6 months afterwards, divided by the total number of cases with mediation over that year.



## District Court Settlement Rate#



# It is measured by adding the number of cases with settlement (full or partial) by mediation and those not settling through mediation but disposed of within 6 months afterwards, divided by the total number of cases with mediation over that year.

5



## Court of First Instance Average Costs of Mediated Cases



	2011	2012	2013
Full agreement	HK\$17,000 per case	HK\$18,200 per case	HK\$17,300 per case
Partial agreement	HK\$30,100 per case	HK\$19,500 per case	HK\$23,500 per case
No agreement	HK\$17,500 per case	HK\$17,100 per case	HK\$15,200 per case

6



## District Court Average Costs of Mediated Cases

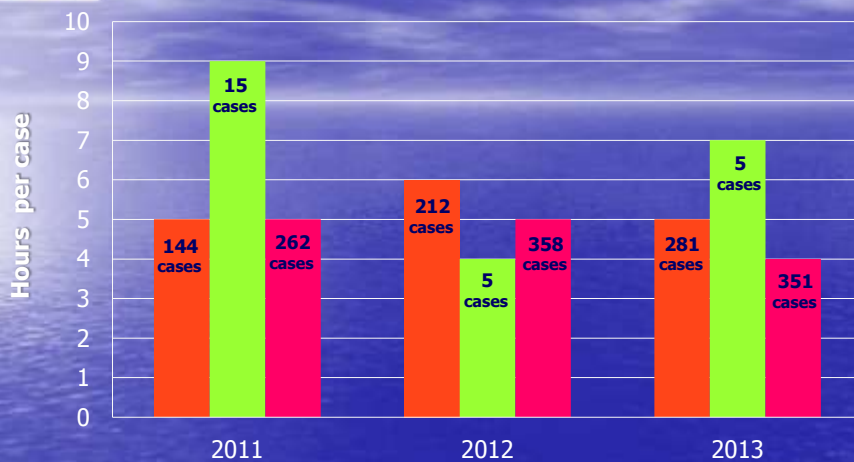


	2011	2012	2013
Full agreement	HK\$14,300 per case	HK\$13,100 per case	HK\$13,800 per case
Partial agreement	HK\$23,800 per case	HK\$11,700 per case	HK\$17,400 per case
No agreement	HK\$10,400 per case	HK\$11,400 per case	HK\$10,400 per case

7



## Court of First Instance Average Time Spent on Mediated Cases

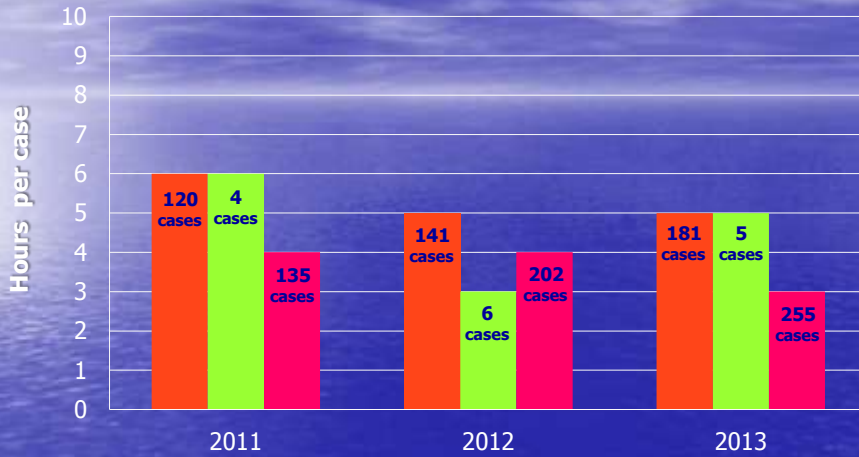


	2011	2012	2013
Full agreement	5 hours per case	6 hours per case	5 hours per case
Partial agreement	9 hours per case	4 hours per case	7 hours per case
No agreement	5 hours per case	5 hours per case	4 hours per case

8



## District Court Average Time Spent on Mediated Cases

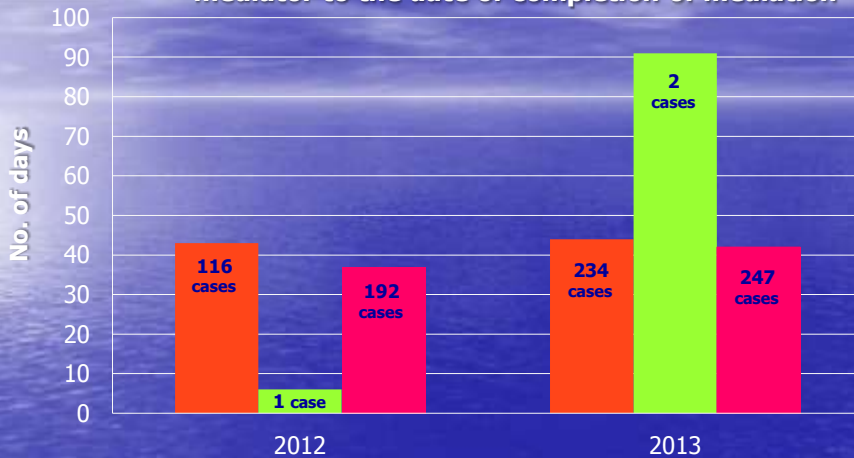


	2011	2012	2013
Full agreement	6 hours per case	5 hours per case	5 hours per case
Partial agreement	6 hours per case	3 hours per case	5 hours per case
No agreement	4 hours per case	4 hours per case	3 hours per case

9



## Court of First Instance Average duration between the date of appointing mediator to the date of completion of mediation

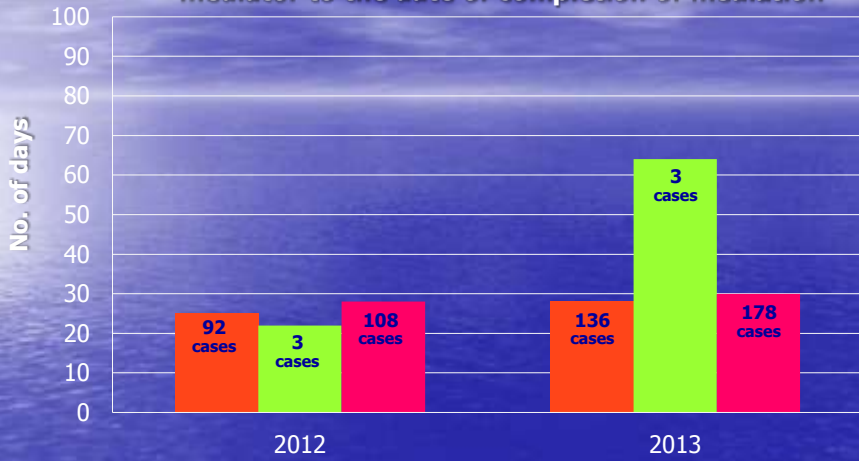


	2012	2013
Full agreement	43 days	44 days
Partial agreement	6 days	91 days
No agreement	37 days	42 days

10



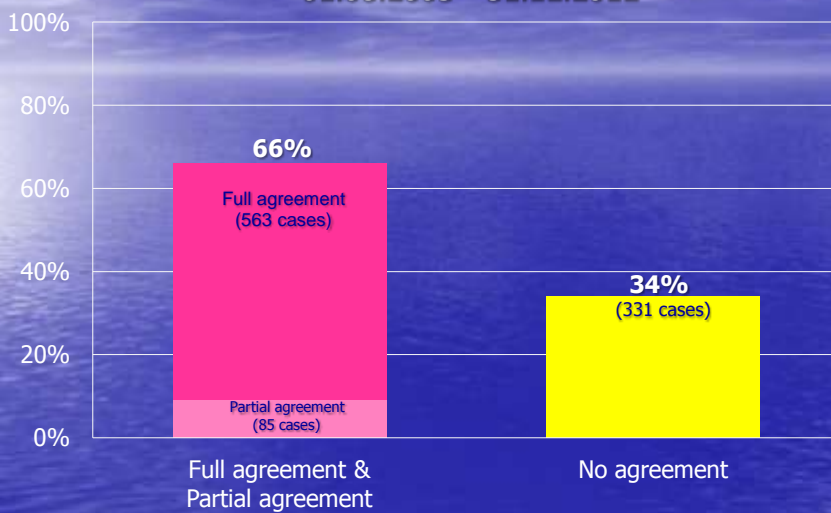
### District Court Average duration between the date of appointing mediator to the date of completion of mediation



	2012	2013
Full agreement	25 days	28 days
Partial agreement	22 days	64 days
No agreement	28 days	30 days



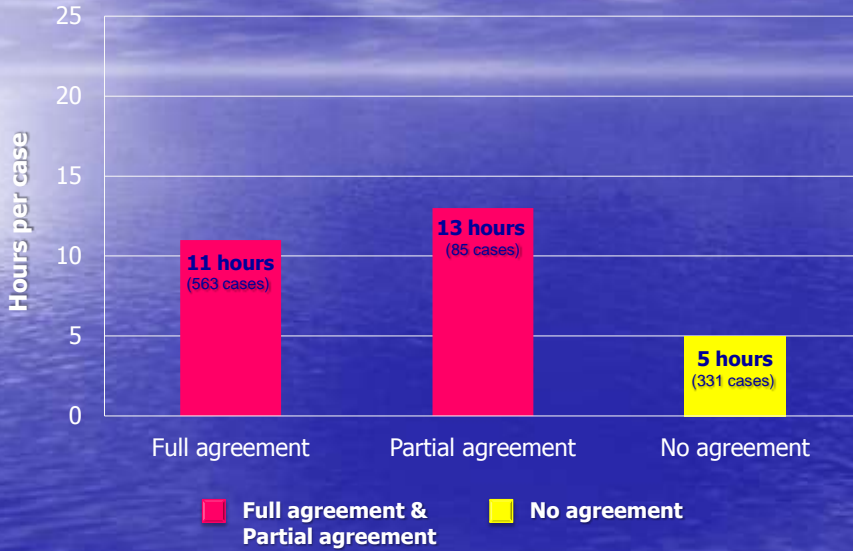
### Family Mediation Co-ordinator's Office Mediation Success Rate 01.08.2003 – 31.12.2012



■ Full agreement   
 ■ Partial agreement   
 ■ No agreement



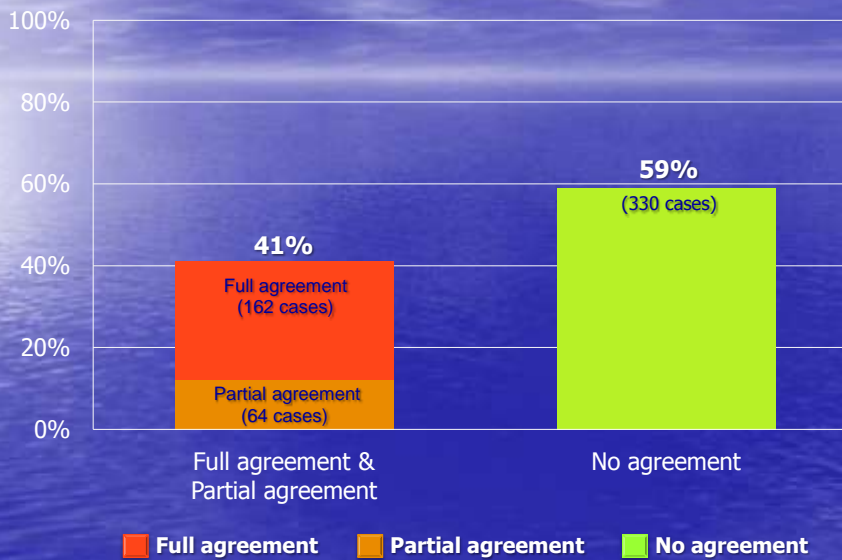
### Family Mediation Co-ordinator's Office Average Time Spent on Mediated Cases 01.08.2003 – 31.12.2012



13



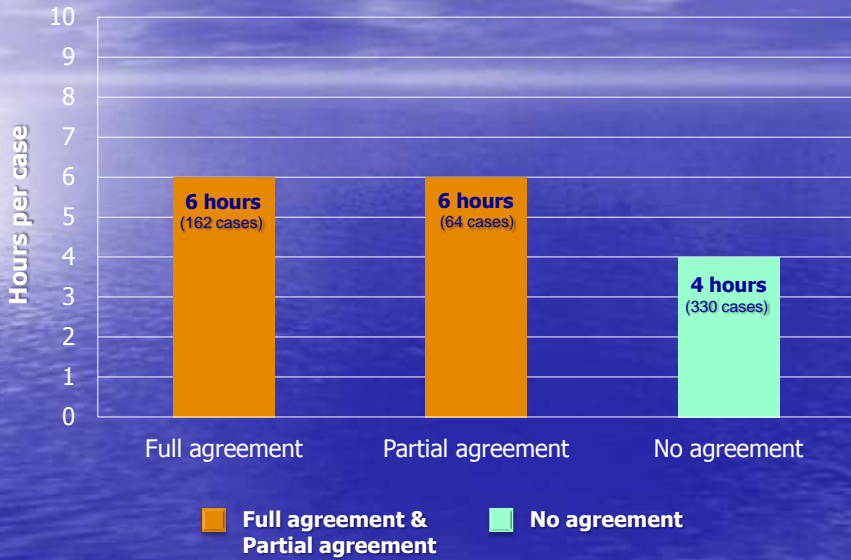
### Building Management Mediation Co-ordinator's Office Mediation Success Rate 01.01.2008 – 31.12.2012



14



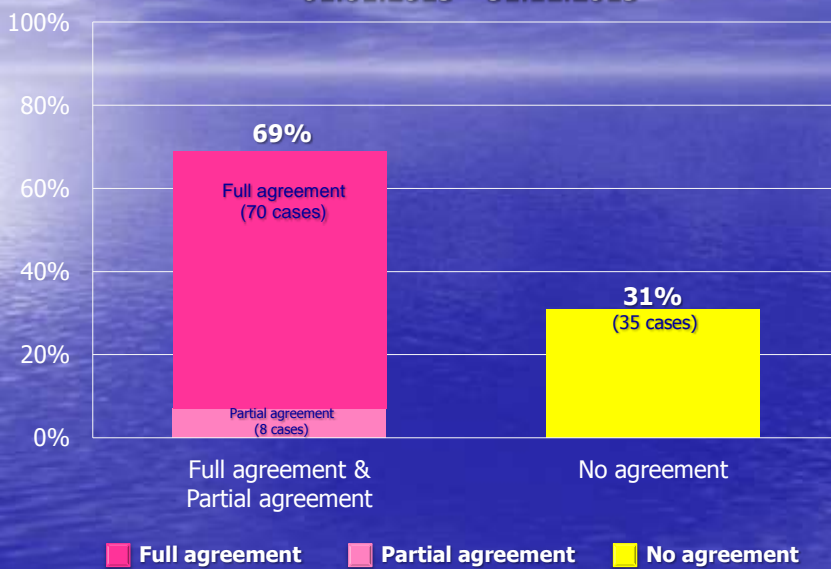
### Building Management Mediation Co-ordinator's Office Average Time Spent on Mediated Cases 01.01.2008 – 31.12.2012



15



### Family Mediation Co-ordinator's Office Mediation Success Rate 01.01.2013 – 31.12.2013

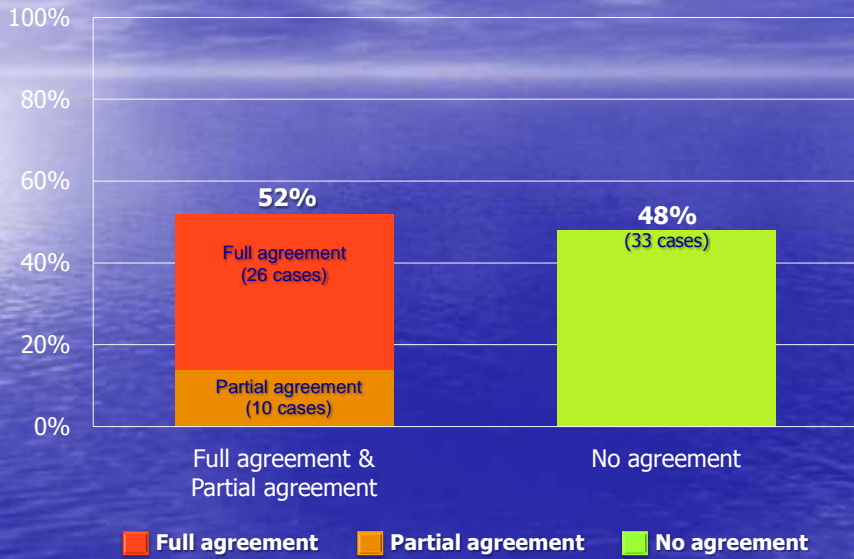


16





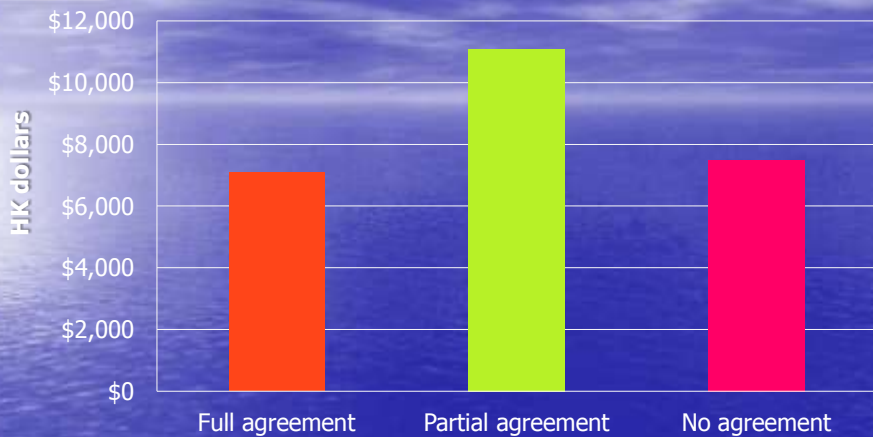
## Building Management Mediation Co-ordinator's Office Mediation Success Rate 01.01.2013 – 31.12.2013



17



## Family Mediation Co-ordinator's Office Average Costs of Mediated Cases in 2013\*



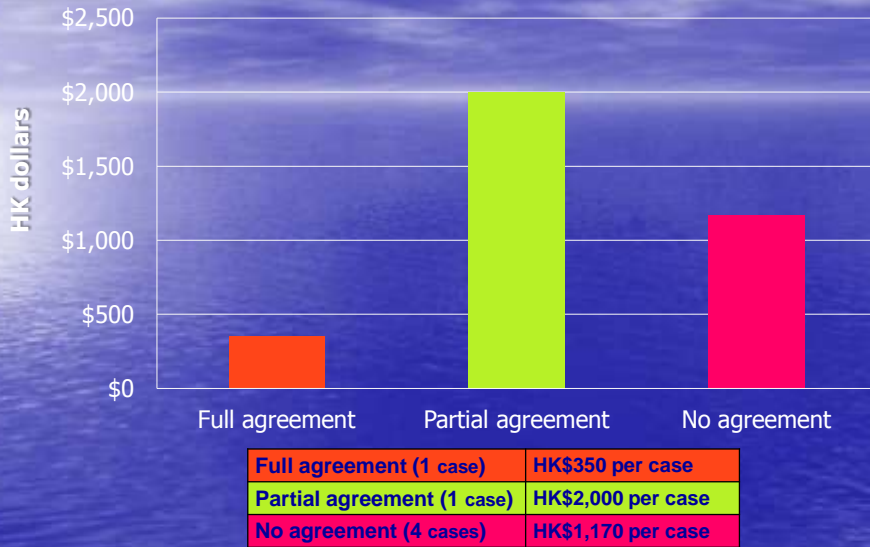
Full agreement (70 cases)	HK\$7,100 per case
Partial agreement (8 cases)	HK\$11,100 per case
No agreement (35 cases)	HK\$7,500 per case

\* 73% of cases appointed mediators from NGOs for family mediation. These NGOs would provide mediation service with concession rate to parties with financial difficulty.

18



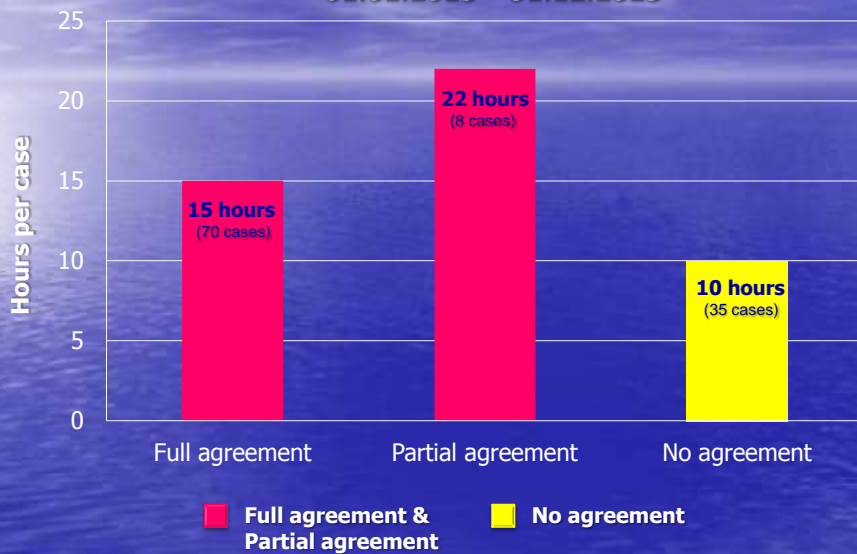
### Building Management Mediation Co-ordinator's Office Average Costs of Fee-charging Mediated Cases in 2013\*



\* 8% of cases chose mediators with fee charging.

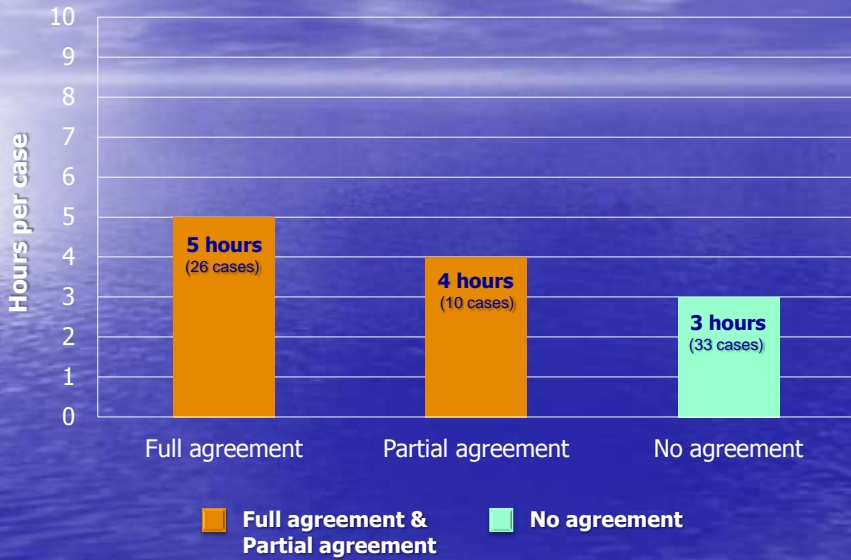


### Family Mediation Co-ordinator's Office Average Time Spent on Mediated Cases 01.01.2013 – 31.12.2013





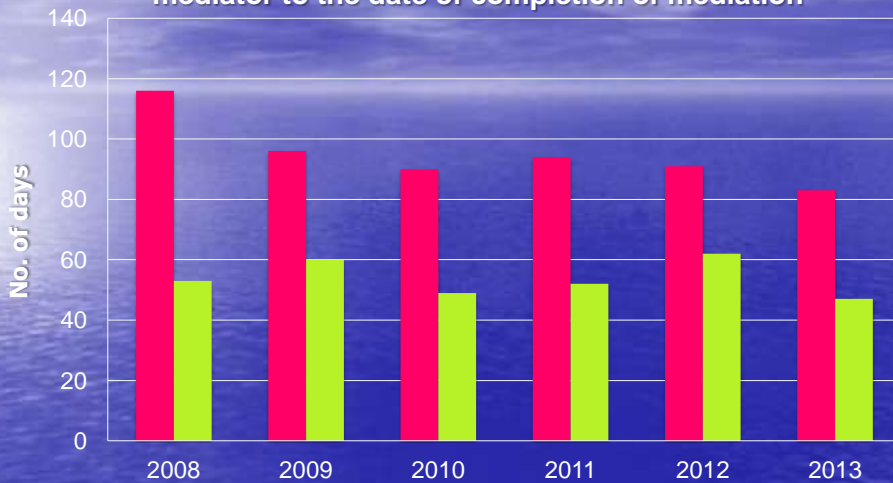
### Building Management Mediation Co-ordinator's Office Average Time Spent on Mediated Cases 01.01.2013 – 31.12.2013



21



### FMCO & BMMCO Average duration between the date of appointing mediator to the date of completion of mediation

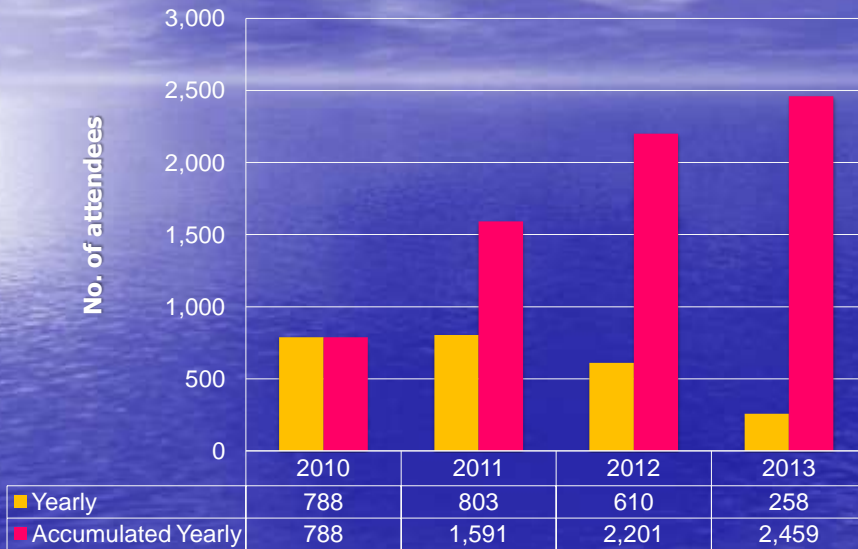


	2008	2009	2010	2011	2012	2013
<b>FMCO</b>	116 days	96 days	90 days	94 days	91 days	83 days
<b>BMMCO</b>	53 days	60 days	49 days	52 days	62 days	47 days

22



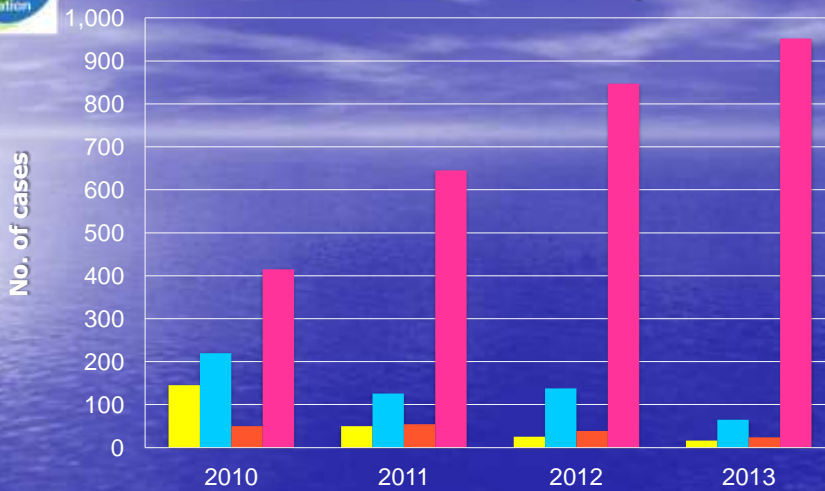
### No. of parties attended MIO Information Sessions



23

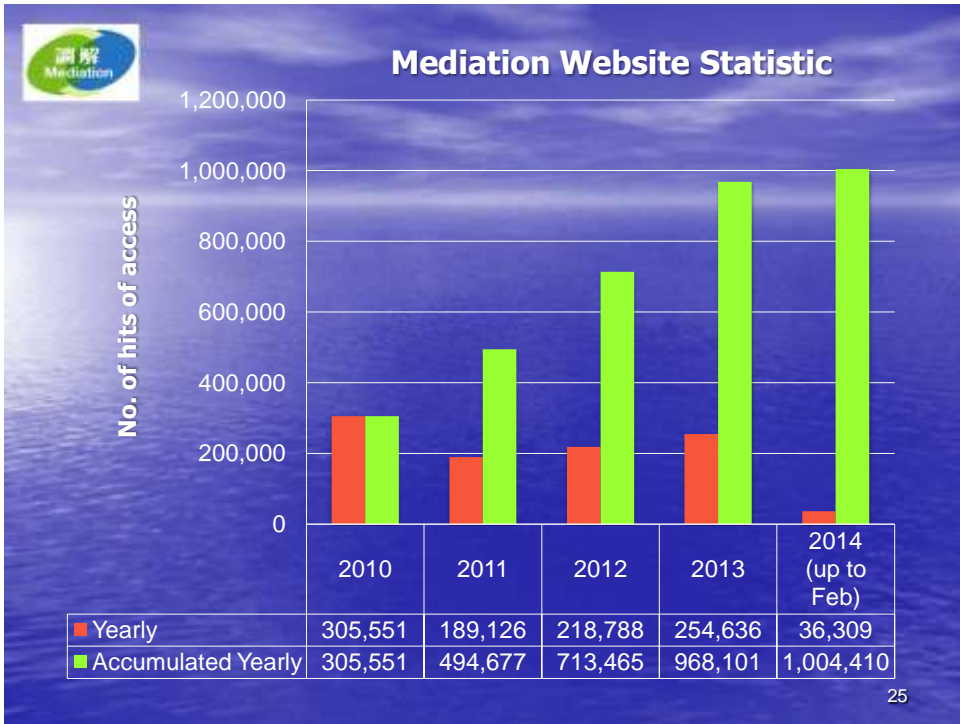


### No. of cases handled by MIO

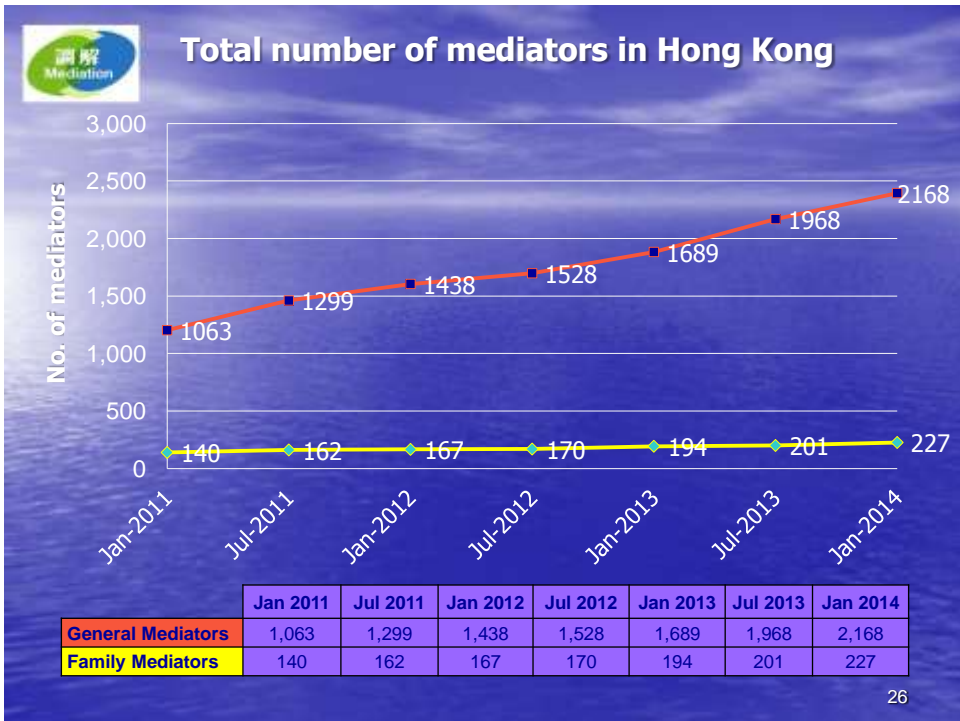


	2010	2011	2012	2013
High Court	145	50	25	16
District Court	220	126	138	65
Others and Self-approach	50	54	39	24
Accumulated Yearly	415	645	847	952

24



25



26



~ The End ~

Thank You